



# Independent Practice

Name: \_\_\_\_\_ Date: \_\_\_\_\_

## Part I: Fill in the Blank

**Directions:** Use the clues to identify the words.


1. This orbits Earth and reflects light from the Sun.    \_\_\_ \_\_\_ O \_\_\_
2. When an object is different than it originally started, it went through a  
\_\_\_ \_\_\_ A \_\_\_ \_\_\_ .
3. To watch something is to \_\_\_\_\_ it.    \_\_\_ B \_\_\_\_\_
4. The first phase of the Moon is a    \_\_\_ E    \_\_\_ \_\_\_ O \_\_\_.
5. The phase where the half of the Moon on the right is lit is called the  
F \_\_\_\_\_    Q \_\_\_\_\_.
6. When the whole Moon is lit up, it is called a    \_\_\_ \_\_\_ L    \_\_\_    \_\_\_ O \_\_\_\_\_ .
7. When the second half of the Moon is lit up, it is called the  
T \_\_\_\_\_    Q \_\_\_\_\_.



# Independent Practice


## Part II: Diagrams

**Directions:** Draw a simple diagram of each word. Below the diagram, write the numbers of the phrases that describe that word.




New moon

---



First quarter

---



Full moon

---



Third quarter

---

1. When the night sky is very bright and you can see the entire Moon.
2. When the lighted portion of the Moon is on the right and seems to be getting bigger.
3. When the Moon looks like this, you cannot see the Moon.
4. When the lighted portion of the Moon is on the left and seems to be getting darker.